

Advanced in vitro exposure systems

VITROCELL® Cloud ☒ 6



VITROCELL® Exposure Systems for Inhalation Toxicology

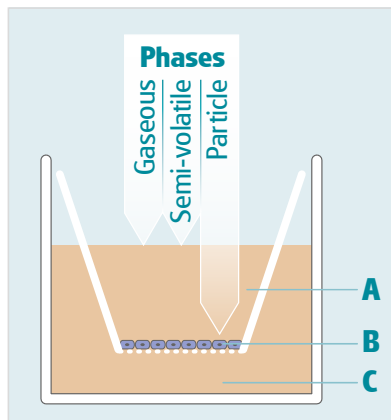
Direct Exposure Technology at Air/Liquid Interface

In response to the scientific need to expose in physiologically relevant conditions, VITROCELL® Cloud exposure modules have been specifically designed and engineered to enable direct exposure of mammalian cells or tissue at the air/liquid interface where the cell systems are not covered with culture media. Researchers can thus use all cell types cultivated on microporous membranes. This approach allows for more credible and authentic results than by submerged exposure due to a closer replication of the human physiology.

The exposure of mammalian cells or tissues to airborne substances is frequently performed under submerged conditions. Here, the test substances are dosed into the culture media. This procedure results in an undesired interaction of the formerly airborne substances with the media causing limitations for authentic analysis.

The advantages:

- No losses
- No dissolution
- No reaction of constituents with culture media
- High sensitivity

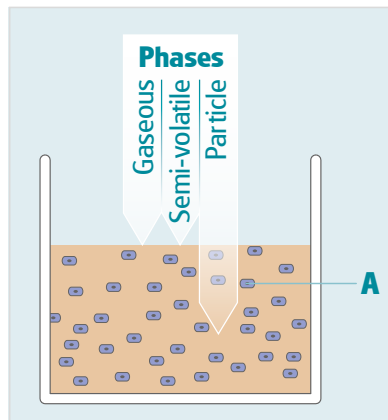


Submerged Cultivation and Exposure in Incubator

- A Media above cells
- B Cells on membrane
- C Media below cells

Interaction of test components with culture media

Low sensitivity

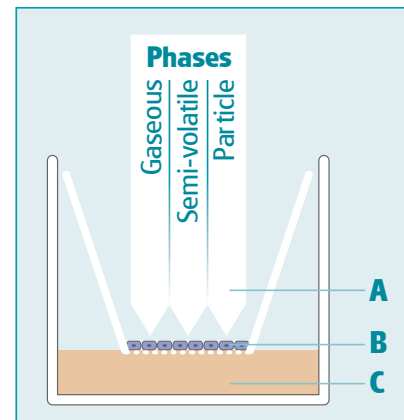


Suspension Cultivation and Exposure in Incubator

- A Cells in media

Interaction of test components with culture media

Low sensitivity



Air / Liquid Cultivation and Exposure in Exposure Module

- A Direct and controlled exposure of test atmosphere to cells
- B Cells on membrane
- C Media below cells

No losses
No reaction of principle components with culture media

High sensitivity of system

VITROCELL® Cloud α 6

For exposure of cell cultures to liquid aerosols at the Air/Liquid Interface

The VITROCELL® Cloud Alpha 6 is our new innovation in the Cloud family and presents a great leap forward in automated exposure of cell cultures. It combines high deposition efficiency with ease of use. The development is based on the well-known and frequently published VITROCELL® Cloud formats (6-, 12- and 24-well) of the first generation. It's functionality enables fully automated processes with an all-in-one control unit. Everyday experiments at the Air/Liquid Interface have never been easier.

The new Cloud Alpha 6 was developed as a result of numerous customer requests and is capable to expose mammalian cell cultures in 6-, 12- or 24-well sized cell culture inserts. All commercial brands are supported.

The Cloud system is suitable for nebulization of solutions and suspensions. Fields of application are virus research, screening of inhaled drugs and toxicity testing of inhaled substances such as chemicals or nanoparticles.

The system has an integrated controller for the aerosol generator, adjustable via touchscreen.



Insert holder system




Insert holders for 6-, 12- and 24-well sized inserts are part of the delivery. All commercial brands are supported.

Developed under:




Exposure Systems



Dose Supply



Dilution



Racks & Carts



Dose Monitoring



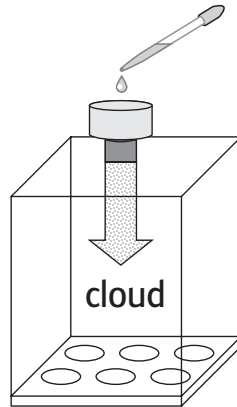
Skin Exposure



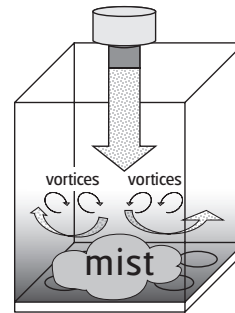
Auxiliary Equipment

How the Vitrocell® Cloud works

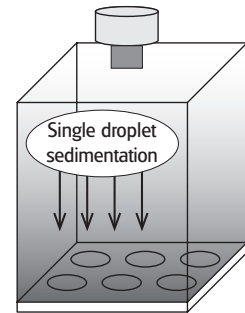
After pipetting the suspension, exposure to the cell cultures takes place in three phases:



Phase 1
Emission Of Cloud




Phase 2
Homogeneous Mixing



Phase 3
Gravitational Settling


Dosimetry using Quartz Crystal Microbalance (QCM)



The QCM sensor is integrated in the Cloud Alpha 6 exposure module. It is capable of measuring the deposited mass at a resolution of 10 nanogram/cm² per second.

Results are reported online by the VITROCELL® Monitor software. Data is presented in graphs and stored in MS Excel®.

Different choices of nebulizers



The system comes with a choice of 3 types of vibrating mesh nebulizers having droplet MMAD ranges of 2.5 – 6.0 µm, 2.5 – 4.0 µm and 4.0 – 6.0 µm.

Recommended nebulisation volumes are 200 µl. So the device is particularly suitable for testing whenever small quantities of testing materials are available.

Features

- Integrated controller for aerosol generator
- Optional integrated microbalance controller
- Defined experiment recipes
- Automatisation of the experiment by nebulization time or by user-defined volume
- Output rate database for nebulizers
- Heating system
- Optional PowerVent function: evacuation of potentially residual aerosols via vacuum pump
- Designed for virus research, screening of inhaled drugs and toxicity testing of inhaled substances such as chemicals or nanoparticles

VITROCELL® Cloud Alpha – Touch Screen Display

for easy definition of the experimental parameters



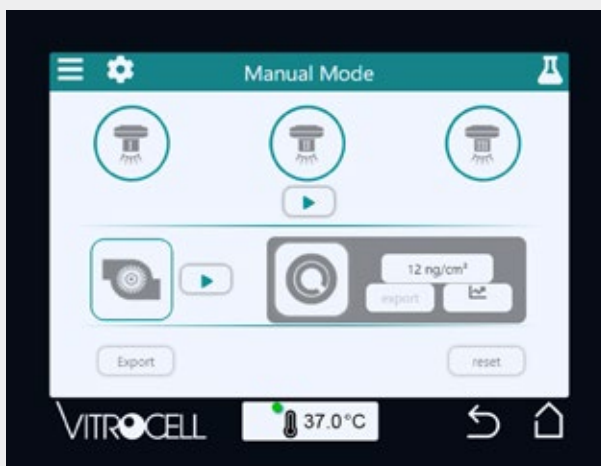
Home Screen

After defining the sequence of an experiment, there is only a single tap on the “Start”-Button required to perform a completely automated exposure. This ensures higher reproducibility and gives a perfect ease of use. The deposited particle mass is monitored by the integrated microbalance dosimetry tool (option).



Recipes

Recipes may be set according to the experimental design. The integrated nebulizer and linked output rate data base allows to use the nebulizer as a reservoir and generate an aerosol out of a defined volume. Alternatively a time-based nebulization may be chosen. Additionally, settling and evacuation times (for the optional PowerVent version) may be defined according to individual needs.



Manual Mode

While offering fully automated, recipe-controlled experiments, the VITROCELL® Cloud Alpha control unit has the option to control each of its functions manually. There is only a touch of your finger required to switch individual nebulizers on or off, evacuate the exposure chamber after an experiment or toggle a LED light for better visibility.


About VITROCELL®

VITROCELL® exclusively concentrates on the developing, producing, installing, training and servicing of advanced *in vitro* exposure systems.

The VITROCELL® Systems' team is driven by their vision for new in-vitro standards through state-of-the-art technology, highly qualified workmanship and absolute client dedication. VITROCELL® has successfully collaborated with clients from leading research institutes, contract research organizations, regulatory authorities or industrial laboratories across the world. Working with our team experts, all modules have been tailored to create durable and complete turnkey-systems for *in vitro* inhalation toxicology. Gases, environmental atmospheres, nano particles and complex mixtures are analyzed on lung cells at the air/liquid interface using these systems. VITROCELL® technologies are also applicable to solutions for skin research.

Over a decade of devotion to research in this specific field has given our team of design & precision manufacturing specialists the opportunity to mentor highly diversified and complex projects **from conception to completion**. We strive to become a constructive member of each research team, providing support when it is needed, advice when it is required and modules of the highest quality, which are even polished by hand before leaving here to be integrated into your workspace. Every piece of our German engineered equipment is manufactured to the highest of standards – yours.

For more information
please scan the QR-Code:



VITROCELL® Systems GmbH
Fabrik Sonntag 3
79183 Waldkirch
Germany

Tel. +49 7681 497 79-50
Fax +49 7681 497 79-79
Email: info@vitrocell.com
www.vitrocell.com

VITROCELL®
S Y S T E M S